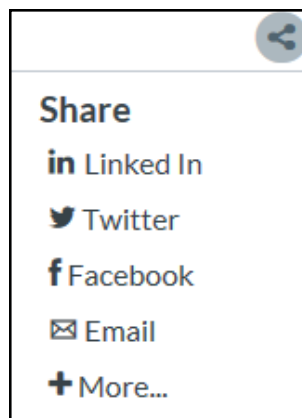
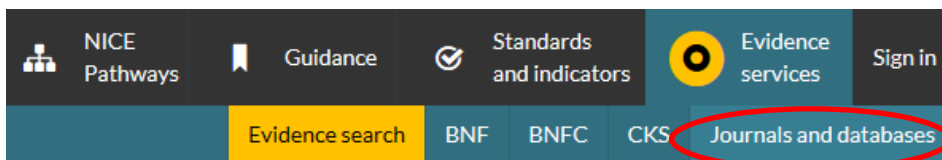


Step 4: Sharing your results

The **Share** logo at the top of the search results page allows you to share your results via Facebook, Twitter, or email.



Still not finding what you want?



You can use the **Journals and databases** link at the top of the page to access a set of journals and bibliographic databases purchased by NICE on behalf of the NHS. This is known as HDAS – Healthcare Databases Advanced Search. You need an OpenAthens username and password to search these databases.

See 'Healthcare Databases Advanced Search (HDAS): A quick guide' for information on how to use these resources.

If the full text of the article isn't available, you can request it from your local healthcare librarian, who can also help with any further questions on your search.

For more information or to report any problems email nice@nice.org.uk or call 0300 323 0140.

NICE Evidence Search: a short guide

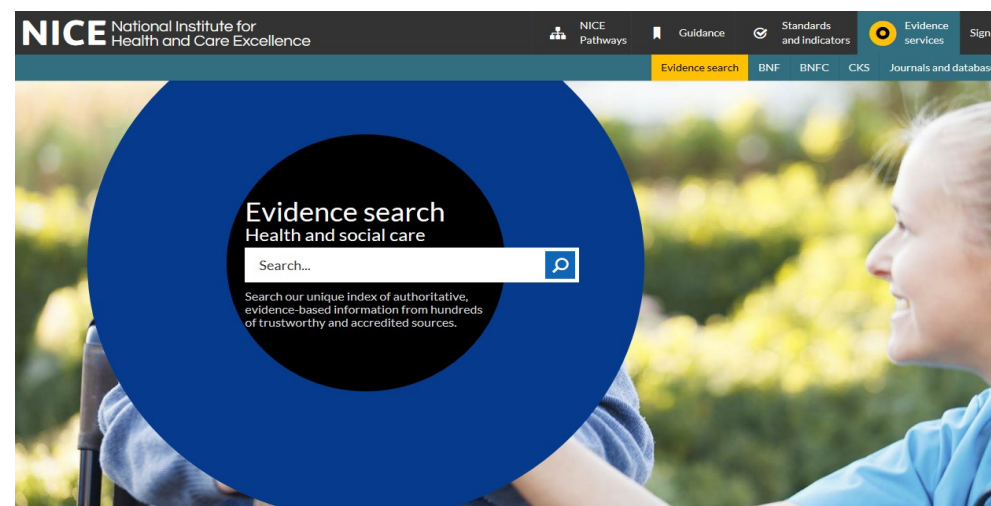
www.evidence.nhs.uk

NICE Evidence Search provides access to authoritative health and social care evidence and best practice from hundreds of trustworthy and accredited sources. It enables you to find high quality evidence relating directly to patient or client care, including guidelines, care pathways, systematic reviews and medicines information.

Evidence Search is fully integrated within the NICE website, enabling easy links between NICE Pathways, Guidance, Standards and indicators, and key resources such as the BNF, BNFc, CKS and Journals and databases.

Step 1: Think about your question

What are the keywords? Are there alternative terms for your topic?



Type in your search terms and then press **Enter** or click the **Search** button.

Step 2: View your results

Click on a title to go to the full text, or click **Read Summary** to help determine the usefulness of a document.

For quick links to selected NICE resources and key content, see the **panel on the right hand side** of the search results.

The content shown here depends on your search terms: relevant content from CKS, NICE Topic pages, NICE Pathways, BNF and BNFc, MHRA safety alerts and medicines current awareness will display when it is available.

SEARCH TIP

Use **OR** where you want either term or concept in your results.

You don't need to use **AND**, as terms are automatically combined.

SEARCH TIP

Plurals are automatically searched for

eg **pregnancy** will automatically find **pregnancies**.

SEARCH TIP

Use double quotes in the search box to find exact phrases

eg "frozen shoulder"

SEARCH TIP

Acronyms and alternative spellings are automatically searched for
eg COPD and chronic obstructive pulmonary disease
eg paediatric and pediatric.

Step 3: Refine your search

You can refine your search results using the filters on the left hand side of your search results.

Click on a filter to open out the list of available options, then click on one of the options to apply the filter to your search results.

The **Types of information** filter allows you to narrow your search results down to particular categories of evidence.

The **Sources** filter allows you to choose results from individual organisations or publishers.

You can select more than option within a filter: to do this you need to choose your first option, then click on the filter title again to open out the list of options a second time.

The **NICE Accreditation Mark** is a recognised sign of high quality processes used to produce guidance and advice. It helps you to identify the most robustly produced guidance available, enabling you to deliver high quality care.

