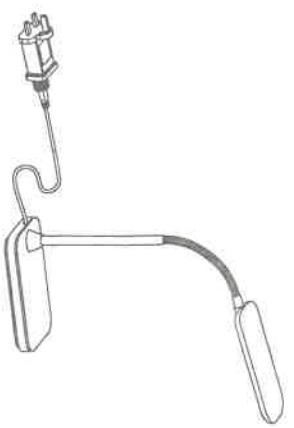


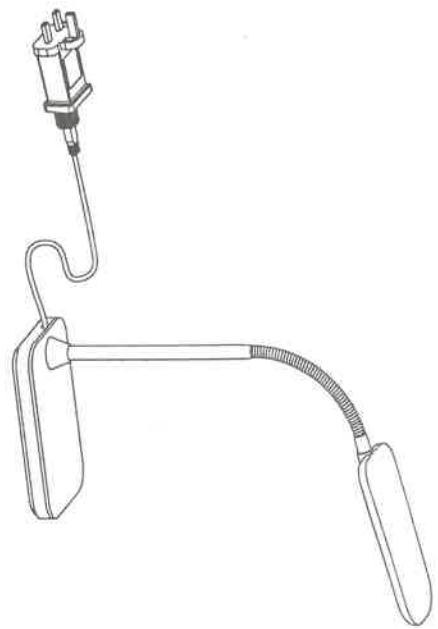
No. 21508

Polaris Black 5W 6500K 350lm
Dimmable Task Lamp



LSE Retail Group
0161 832 4957
M44 5GR

CONTENTS

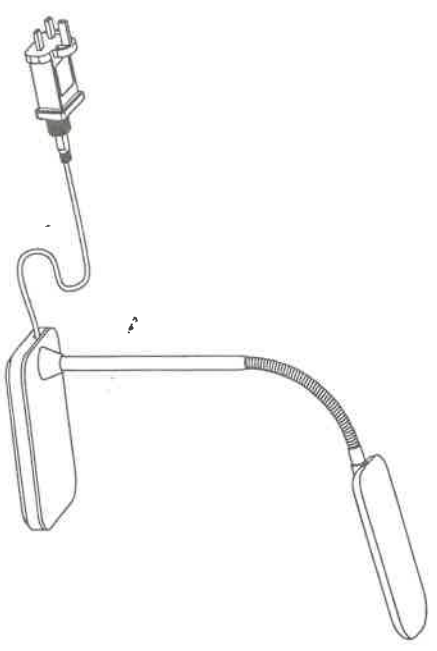


x1

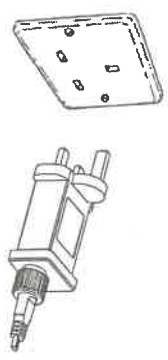
220-240V~50Hz



ASSEMBLY



1.



ON



2.

CAUTION

Read all safety instructions carefully and keep for future use.

Failure to comply with the following safety instructions may cause electric shock, fire and/or serious injury

ELECTRICAL SAFETY

- Before commencing any work ensure the supply is switched off at the mains. Either by switching off the main switch at the consumer unit or by removing the appropriate fuse.
- To prevent a fire hazard always use the cable of correct rating, size, and type for application.
- **This is a Class III product operating from a Class II transformer and does not require an earth connection.**
- Do not modify or alter any product before or after installation. This will invalidate your warranty and may render the product un-safe.
- Before inserting and replacing bulb(s) make sure that the power is switched off and the bulb(s) have cooled down.

IF AT ALL UNSURE, STOP NOW AND SEEK PROFESSIONAL GUIDANCE

POSITION:

- For indoor use only

ASSEMBLY AND SET-UP:

- Unpack all components onto a flat surface that will not damage them or allow them to become dirty.
- **(DIA.1)** Remove the lamp from the package.
- **(DIA.2)** Plug into mains and switch on to power on.

AFTERCARE AND MAINTENANCE:

- Always disconnect power supply when servicing or cleaning.
- Clean only with a dry or slightly damp cloth.
- The external flexible cable/cord cannot be replaced; if damaged the luminaire should be destroyed.